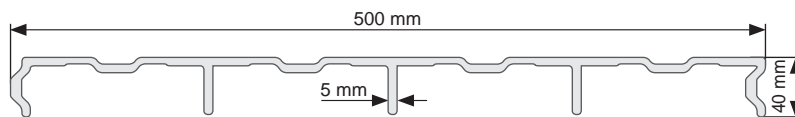


PA 50

Span (mm)	Weight (kg)	Point Load (F)	Uniform Load (q)	Deflection (mm)
750 mm	850 kg	3 x F	7200 kg/m <sup>2</sup>	3 x q
900 mm	580 kg	3 x F	4160 kg/m <sup>2</sup>	4 x q
1000 mm	470 kg	3 x F	3000 kg/m <sup>2</sup>	5 x q
1200 mm	320 kg	4 x F	1760 kg/m <sup>2</sup>	5 x q
1500 mm	210 kg	5 x F	880 kg/m <sup>2</sup>	7 x q
2000 mm	115 kg	8 x F	380 kg/m <sup>2</sup>	10 x q
3000 mm	50 kg	11 x F	108 kg/m <sup>2</sup>	13 x q

L/125 = 0,75%

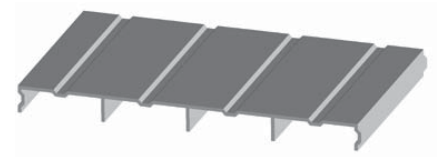
kg/m<sup>2</sup>  
21,2



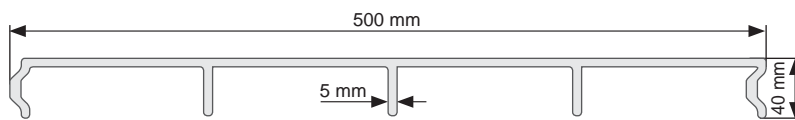
PA 40  
A

Span (mm)	Weight (kg)	Point Load (F)	Uniform Load (q)	Deflection (mm)
300 mm	3405 kg	2 x F	7203 kg/m <sup>2</sup>	3 x q
450 mm	1545 kg	3 x F	5543 kg/m <sup>2</sup>	4 x q
600 mm	853 kg	4 x F	2303 kg/m <sup>2</sup>	5 x q
750 mm	565 kg	5 x F	1205 kg/m <sup>2</sup>	7 x q
900 mm	390 kg	6 x F	690 kg/m <sup>2</sup>	8 x q
1000 mm	312 kg	7 x F	510 kg/m <sup>2</sup>	9 x q
1200 mm	220 kg	8 x F	294 kg/m <sup>2</sup>	10 x q

L/125 = 0,75%




kg/m<sup>2</sup>  
13,4



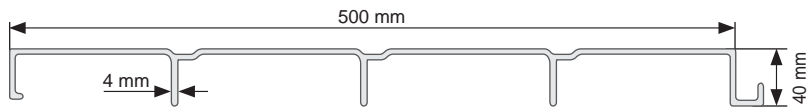
PA 40  
Ax

Span (mm)	Weight (kg)	Point Load (F)	Uniform Load (q)	Deflection (mm)
300 mm	3405 kg	2 x F	7203 kg/m <sup>2</sup>	3 x q
450 mm	1545 kg	3 x F	5543 kg/m <sup>2</sup>	4 x q
600 mm	853 kg	4 x F	2303 kg/m <sup>2</sup>	5 x q
750 mm	565 kg	5 x F	1205 kg/m <sup>2</sup>	7 x q
900 mm	390 kg	6 x F	690 kg/m <sup>2</sup>	8 x q
1000 mm	312 kg	7 x F	510 kg/m <sup>2</sup>	9 x q
1200 mm	220 kg	8 x F	294 kg/m <sup>2</sup>	10 x q

L/125 = 0,75%



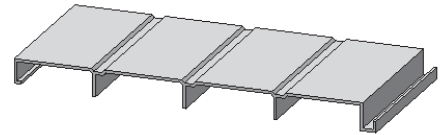
kg/m<sup>2</sup>  
13,2



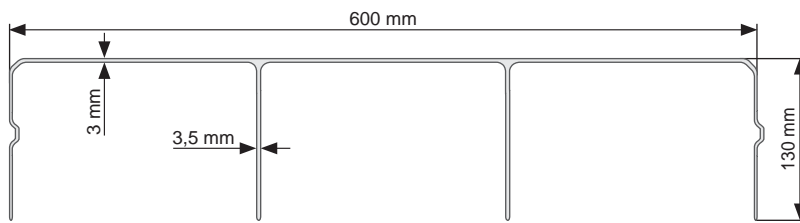
PA 40  
B

Span	Weight	Point Load	Uniform Load	Point Load
300 mm	2894 kg	2 x F	6122 kg/m <sup>2</sup>	3 x q
450 mm	1313 kg	3 x F	4711 kg/m <sup>2</sup>	4 x q
600 mm	725 kg	4 x F	1957 kg/m <sup>2</sup>	5 x q
750 mm	480 kg	5 x F	1024 kg/m <sup>2</sup>	7 x q
900 mm	331 kg	6 x F	586 kg/m <sup>2</sup>	8 x q
1000 mm	265 kg	7 x F	433 kg/m <sup>2</sup>	9 x q
1200 mm	187 kg	8 x F	249 kg/m <sup>2</sup>	10 x q

L/125 = 0,75%



kg/m<sup>2</sup>  
11,4



PA 130

Span	Weight	Point Load	Uniform Load	Point Load
1500 mm	2600 kg	2 x F	4700 kg/m <sup>2</sup>	2 x q
2000 mm	1450 kg	2 x F	1970 kg/m <sup>2</sup>	3 x q
3000 mm	660 kg	3 x F	580 kg/m <sup>2</sup>	5 x q
4000 mm	370 kg	5 x F	246 kg/m <sup>2</sup>	7 x q
5000 mm	235 kg	7 x F	125 kg/m <sup>2</sup>	8 x q
6000 mm	165 kg	8 x F	73 kg/m <sup>2</sup>	10 x q

L/125 = 0,75%




kg/m<sup>2</sup>  
12



PA 200

Span	Weight	Point Load	Uniform Load	Point Load
3000 mm	1827 kg	2 x F	894 kg/m <sup>2</sup>	3 x q
5000 mm	579 kg	3 x F	196 kg/m <sup>2</sup>	4 x q
6000 mm	389 kg	4 x F	112 kg/m <sup>2</sup>	5 x q
7000 mm	275 kg	5 x F	71 kg/m <sup>2</sup>	7 x q
9000 mm	151 kg	6 x F	31 kg/m <sup>2</sup>	8 x q
12000 mm	56 kg	7 x F	14 kg/m <sup>2</sup>	9 x q

L/125 = 0,75%



kg/m<sup>2</sup>  
22,7